



Bayerische
Staatssammlung
für Paläontologie und Geologie

- Zitteliana A 55, 121 – 126
- München, 15.12.2015

- Manuscript received
10.12.2014; revision
accepted 13.02.2015

- ISSN 1612 - 412X

Short communication

A well-preserved mandible of *Amphiperatherium* from the Middle Miocene fissure filling Petersbuch 39: one of the youngest records of Metatheria (Mammalia) from Germany

Jérôme Prieto^{1*} & Michael Rummel²

¹Department for Earth and Environmental Sciences, Ludwig-Maximilians-University Munich, Richard-Wagner-Strasse 10, D-80333 Munich, Germany

²Naturmuseum Augsburg, Ludwigstraße 2, D-86152 Augsburg, Germany

*Author for correspondence and reprint requests; E-mail: j.prieto@lrz.uni-muenchen.de

Keywords: Bavaria, Franconian Alb, small mammals, fissure filling

Schüsselwörter: Bayern, Fränkische Alb, Kleinsäuger, Spaltenfüllung

The karst system of the White Jura- δ of Petersbuch near Eichstätt (Germany, Franconian Alb) is famous for the abundance of fossil-enriched infillings (e.g., Bolliger & Rummel 1994). More than 120 distinct fossil faunas ranging from the Oligocene to the Pleistocene have been recovered from these fissure fillings. One of the poorly studied Middle Miocene faunas is Petersbuch 39. This infilling is noteworthy because it contains remains of several taxa rarely reported from elsewhere in Germany, including representatives of the genus *Cricetodon* and a large cricetid rodent, *Lartetomys* (= *Mixocricetodon*; review of the genus in preparation by the authors and colleagues; Rummel 1997, 2000). Moreover, Mlíkovský (1998) described several fossils of owls (Strigidae), and later also added *Strix edwardsi* and *Coturnix gallica* (Mlíkovský 2002) to the inventory. Szyndlar & Rage (2002) reported on the presence of the Oriental viper (*Vipera* sp.) from Petersbuch 39.

This communication briefly describes and discusses a mandible of *Amphiperatherium*, one of the rarest taxa from Petersbuch 39. The fossil stems from a private collection that was recently acquired by the Bavarian State Collection for Palaeontology and Geology (SNSB-BSPG) in Munich, Germany (see Rössner 2012 for an overview).

The fossil is a well-preserved left mandible (SNSB-BSPG 2011 V 1; Fig. 1) that evidences the presence of a metatherian mammal in the assemblage. It shows the ascending ramus, but the apophysis of the angular process is slightly broken. All molars are in situ but the m1 is lingually damaged. Anteriorly to the m1 occur seven alveoli (a large one for the canine and six smaller ones for the double-rooted p1-p3), and the most anterior part of the bone is missing. The ventral margin of the horizontal ramus is con-

vex, the maximum height of the bone is lower than that of the m2/m3 (see Fig. 2, measurements). Two mental foramina are present, i.e. a larger one located beneath the posterior root of the p1, and a smaller one below the posterior root of the m1. The mandible is morphologically similar to a specimen from Montaigu-le-Blin described and illustrated in detail by von Koenigswald (1970: fig. 9).

The taxonomic status of *Amphiperatherium*, the only marsupial recorded to date from the Middle Miocene of Germany, remains elusive (e.g., von Koenigswald 1970; Lavedèze et al. 2012). It is clearly beyond the scope of this short communication to go into details about this here, but instead we refer to Ziegler (1999) concerning the taxonomy of the species from the North Alpine Foreland Basin and surrounding areas. With regard to size, the molars from Petersbuch 39 correspond well with *Amphiperatherium frequens* from Germany, but the m4 is somewhat longer (Fig. 3). The near-identical size of all four molars and the interconnected talonid cusps of the m4 (cutting blade) are characteristic features of the dentition of this species (von Koenigswald 1970: 40; Kletmann et al. 2014). On the other hand, the postcingulid is lacking in the m1-3 of the Petersbuch 39 specimen (but remnants are present in m4; figs 1B and 2C). This morphological feature is regarded advanced (see Ziegler 2000) and allows the discrimination of *A. f. frequens* from *A. f. erkersthofense* and *A. f. wintershofense*. However, additional specimens will be required to confirm the value of these features in the discrimination between subspecies of *A. frequens*, and we therefore simply identify the specimen from Petersbuch 39 as *A. frequens* ssp.

Amphiperatherium frequens fossils have rarely been recorded for the lower-middle Miocene of

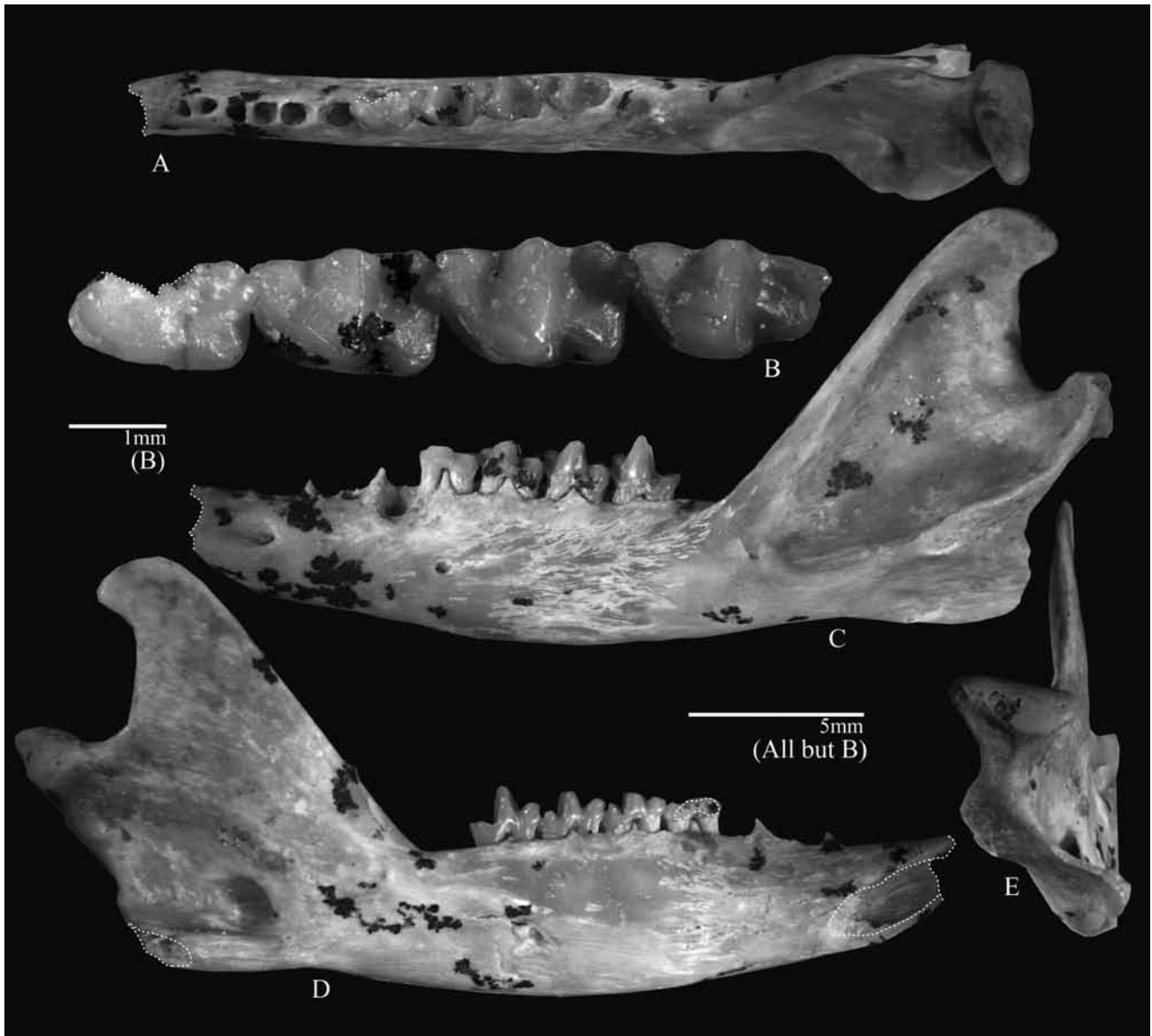


Figure 1. *Amphiperatherium frequens* ssp. from Petersbuch 39. Left mandible with m1-m4. **(A)** Occlusal view; **(B)** m1-m4 from occlusal; **(C)** Labial view; **(D)** Lingual view; **(E)** Distal view.

Germany are rare (Ziegler 1999), and also the Swiss part of the molasse basin has not yielded many specimens of this taxon. However, considerable attention has been directed at fossils of this species from somewhat older deposits outside Germany and Switzerland. For example, Furió et al. (2012) document *Amphiperatherium* from the lower Miocene of eastern Spain. These authors also provide a review of the localities containing the taxon. Based on the work by Kälin & Kempf (2009), Furió et al. (2012) list the occurrence of herpetotheriids in two MN7+8 localities from Switzerland. Similar information can also be found in Klietmann (2013). There appears to be a topologic mistake in the paper by Kälin & Kempf (2009). In the annex, the localities Ergeten and Greuterschberg are listed as containing fossils of *Amphiperatherium*, as well as *Democricetodon franconicus*, a lower Miocene cricetid rodent. On the other hand,

Figure 7 in Kälin & Kempf (2009) lists for both Swiss localities several other rodent taxa that fit far better with the assignment of the sites to MN7+8 (see also discussion in Kälin & Kempf 2009, and Prieto 2012: tab. 1). We suspect that the faunal lists in the annexes do not reflect reality. In addition, Bolliger (1992), who studied the small mammals from Ergeten, did not record herpetotheriids. Reasonably, Greuterschberg correlates to the Swiss reference fauna Tägeraustasse (MN 4), and the faunal list from Ergeten simply represents a copy of the list from Eiboden. For these reasons, and following the data provided in Kälin & Kempf (2009), the last occurrence of the marsupial *Amphiperatherium* in the Swiss part of the NAFB is the *Megacricetodon gersii*-*M. similis* interval zone, between ~14 and 14.2 My ago.

In Germany, this interval is at present not recorded or safely recognized. According to Furió et al. (2012,

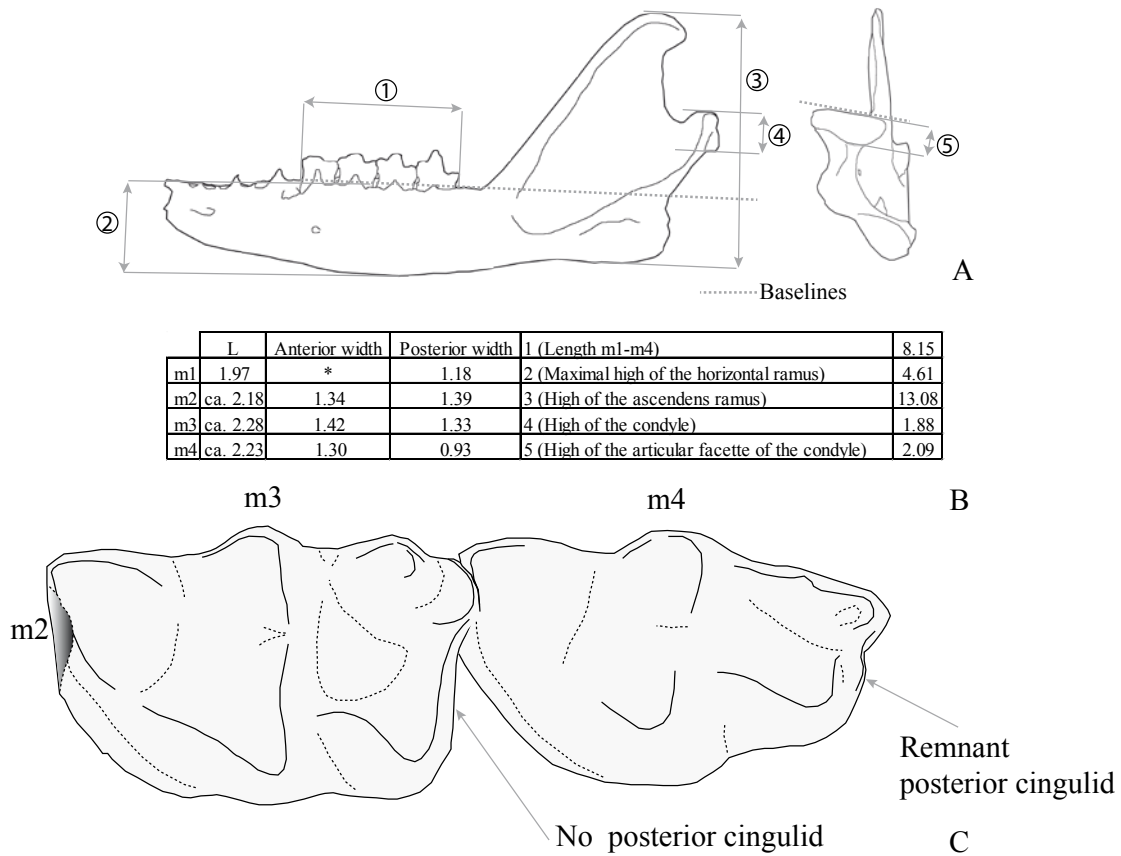


Figure 2. *Amphiperatherium frequens* ssp. from Petersbuch 39. **(A)** Measurement methods; **(B)** measurements of teeth and mandibular elements; **(C)** drawings of m3 and m4, showing the presence/absence of posterior cingulid.

and references therein) the last German marsupials occurred in the *Cricetodon*-containing older localities Gallenbach 2b, Gisseltshausen, Unterzölling, and Laimering 3. The biostratigraphy of this time interval is largely based on size increase in the *Cric-*

todon lineage. The evolutionary level of the Petersbuch 39 cricetid rodent is equivalent to Steinberg/Goldberg (Rummel 2000; Rummel & Kälin 2003), and therefore cannot be significantly different from the above-mentioned sites.

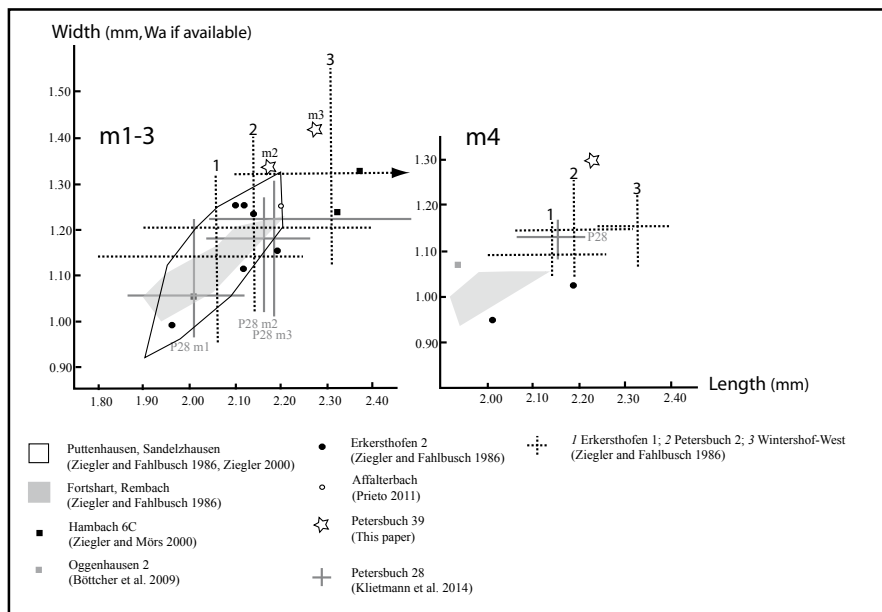


Figure 3. Molar size comparison (m1-m4) of selected German *Amphiperatherium* specimens.

The study of paleofaunas preserved in fissure fillings requires that the possibility of mixed elements is taken into consideration (e.g., Bolliger 1997; Bolliger & Rummel 1994; Rummel 2000). Preliminary studies of part of the rodents from Petersbuch 39 suggest that mixture of elements from different faunas did not occur (Prieto & Rummel 2009a,b). In addition, the *Amphiperatherium* mandible is very well preserved, and the lack of the postcingulid of the m1-m3 is interpreted as representing an advanced character in this lineage of animals in Europe. Besides the fact that the specimen from Petersbuch 39 appears to represent one of the youngest marsupial fossils from Germany, the specimen is remarkable because of its completeness. While important and rich material (including skulls, mandibles and postcranial elements) is known from the European Lower Miocene (von Koenigswald 1970; Crochet 1978; Ziegler 1999; Klietmann et al. 2014), the Middle Miocene record is, as indicated above, much more scanty. Finally, the marsupials are, as stated in previous studies, victims of the end of the mid-Miocene Climate Optimum in Europe.

Acknowledgments

Gertrud Rößner (Munich) is thanked for making the specimen available for study. Marc Furió is thanked for his review, and a talented anonymous reviewer for her comments on the figures.

References

- Böttcher R, Heizmann EPJ, Rasser MW, Ziegler R. 2009. Biostratigraphy and palaeoecology of a Middle Miocene (Karpathian, MN 5) fauna from the northern margin of the North Alpine Foreland Basin (Oggenhausen 2, SW' Germany). *Neues Jahrbuch für Geologie und Palaeontologie, Abhandlungen* 254, 237–260.
- Bolliger T. 1992. Kleinsäuger aus der Miozänmolasse der Ostschweiz. *Documenta naturae* 75, 1–296.
- Bolliger T. 1997. Advantage and disadvantage of the scientific use of karstic faunas. In: J-PAguilar, S Legendre, J Michaux (Eds), *Actes du Congrès Biochrom'97*, 39–45.
- Bolliger T, Rummel M. 1994. Säugetierfunde aus Karstspalten – Die komplexe Genese am Beispiel eines Steinbruches bei Petersbuch, Südliche Frankenalb (Bayern). *Mitteilungen der bayerischen Staatsammlung für Paläontologie und historische Geologie* 34, 239–264.
- Crochet J-Y. 1978. Les marsupiaux du Tertiaire d'Europe. *Université des Sciences et Techniques du Languedoc, Montpellier*, 360 p.
- Furió M, Ruiz-Sánchez FJ, Crespo-Roures VD, Freudenthal M, Montoya P. 2012. The southernmost Miocene occurrence of the last European herpetotheriid *Amphiperatherium frequens* (Metatheria, Mammalia). *Comptes Rendus Palevol* 11, 371–377.
- Kälin D, Kempf O. 2009. High-resolution stratigraphy from the continental record of the Middle Miocene northern Alpine Foreland Basin of Switzerland. *Neues Jahrbuch für Geologie und Palaeontologie, Abhandlungen* 254, 177–235.
- Klietmann J. 2013. Systematic and ecological analysis of Marsupialia and Eulipotyphla from Petersbuch 28 (Germany, Lower Miocene). *Dissertation zur Erlangung des Doktorgrades (Dr. rer. nat.) der Universität Wien*, 483 p.
- Klietmann J, Nagel D, Rummel M, Hoek Ostende LWvd. 2014. *Amphiperatherium* and Erinaceidae of Petersbuch 28. *Bulletin of Geosciences* 89, 1–20.
- Koenigswald W von. 1970. *Peratherium* (Marsupialia) im Ober-Oligozän und Miozän von Europa. *Abhandlungen der Bayerischen Akademie der Wissenschaften, mathematisch-naturwissenschaftliche Klasse, N. F.* 144, 1–79.
- Ladevèze S, Smith R, Smith T. 2012. Reassessment of the Morphology and Taxonomic status of the Earliest Herpetotheriid Marsupials of Europe. *Journal of Mammalian Evolution* 19, 249–261.
- Maridet O, Sen S. 2012. Les cricetidés du gisement de Sansan. In: S Peigné, S Sen (Eds), *Mammifères de Sansan. Mémoires du Muséum national d'Histoire naturelle, Paris*, 29–65.
- Mlíkovský J. 1998. Two new owls (Aves: Strigidae) from the early Miocene of the Czech Republic, with comments on the fossil history of the subfamily Striginae. *Buteo* 10, 5–22.
- Mlíkovský J. 2002. *Cenozoic birds of the world. Part 1: Europe*. Prague, Ninox press, 417 p.
- Prieto J. 2011. The Miocene insectivores and marsupial from Afalterbach (North Alpine Foreland Basin, Germany). *Zitteliana A* 51, 297–301.
- Rössner G. 2012. Karstspaltenfaunen aus dem Miozän. BSPG 2011 III, IV, V, VI. *Jahresbericht 2012 und Mitteilungen der Freunde der Bayerischen Staatssammlung für Paläontologie und Geologie München* 40, 75–79.
- Rummel M. 1997. *Mixocricetodon dehmi* n. gen., n. sp., ein neuer Cricetide (Rodentia, Mammalia) aus dem Mittelmiozän von Süddeutschland. *Mitteilungen der Bayerischen Staatssammlung für Paläontologie und historische Geologie* 37, 75–93.
- Rummel M. 2000. Die Cricetodontini aus dem Miozän von Petersbuch bei Eichstätt. Die Gattung *Cricetodon*. *Senckenbergiana lethaea* 80, 149–171.
- Szyndlar Z, Rage J-C. 2002. Fossil Record of the True Vipers. In: GW Schutt, M Höggren, ME Douglas and HW Greene (Eds), *Biology of the Vipers*. Eagle Mountain, UT, Eagle Mountain Publishing, 419–444.
- Ziegler R. 1999. Order Marsupialia *Amphiperatherium*, the last European opossum. In: G Rössner, K Heissig (Eds), *The Miocene Land Mammals of Europe*. Munich, Pfeil Verlag, 49–52.
- Ziegler R. 2000. The Miocene Fossil-Lagerstätte Sandelzhausen: 17. Marsupialia, Lipotyphla and Chiroptera (Mammalia). *Senckenbergiana lethaea* 80, 81–127.
- Ziegler R, Fahlbusch V. 1986. Kleinsäuger-Faunen aus der basalen Oberen Süßwasser-Molasse Niederbayerns. *Zitteliana A* 14, 3–58.
- Ziegler R, Mörs T. 2000. Marsupialia, Lipotyphla und Chiroptera (Mammalia) aus dem Miozän des Braunkohlentagebaus Hambach (Niederrheinische Bucht, NW-Deutschland). *Palaeontographica A* 257, 1–26.