

Evidence of a structure in $\bar{K}^0 \Lambda_c^+$ consistent with a charged $\Xi_c(2930)^+$, and updated measurement of $\bar{B}^0 \rightarrow \bar{K}^0 \Lambda_c^+ \bar{\Lambda}_c^-$ at Belle

Belle Collaboration

Y. B. Li⁶⁸, C. P. Shen^{2,a}, I. Adachi^{15,19}, H. Aihara⁸¹, S. Al Said^{38,77}, D. M. Asner⁴, T. Aushev⁵⁴, R. Ayad⁷⁷, V. Babu⁷⁸, I. Badhrees^{37,77}, S. Bahinipati²⁴, Y. Ban⁶⁸, V. Bansal⁶⁶, P. Behera²⁷, C. Beleño¹⁴, V. Bhardwaj²³, B. Bhuyan²⁵, J. Biswal³⁴, A. Bobrov^{5,64}, A. Bozek⁶¹, M. Bračko^{34,49}, T. E. Browder¹⁸, L. Cao³⁶, D. Červenkov⁶, P. Chang⁶⁰, V. Chekelian⁵⁰, A. Chen⁵⁸, B. G. Cheon¹⁷, K. Chilikin⁴⁴, K. Cho³⁹, S.-K. Choi¹⁶, Y. Choi⁷⁵, S. Choudhury²⁶, D. Cinabro⁸⁵, S. Cunliffe⁹, N. Dash²⁴, S. Di Carlo⁴², J. Dingfelder³, Z. Doležal⁶, T. V. Dong^{15,19}, Z. Drásal⁶, S. Eidelman^{5,44,64}, D. Epifanov^{5,64}, J. E. Fast⁶⁶, B. G. Fulson⁶⁶, R. Garg⁶⁷, V. Gaur⁸⁴, N. Gabyshev^{5,64}, A. Garmash^{5,64}, M. Gelb³⁶, A. Giri²⁶, P. Goldenzweig³⁶, B. Golob^{34,45}, J. Haba^{15,19}, K. Hayasaka⁶³, S. Hirose⁵⁵, W.-S. Hou⁶⁰, T. Iijima^{55,56}, K. Inami⁵⁵, G. Inguglia⁹, A. Ishikawa⁸⁰, R. Itoh^{15,19}, M. Iwasaki⁶⁵, Y. Iwasaki¹⁹, W. W. Jacobs²⁸, I. Jaegle¹⁰, H. B. Jeon⁴¹, S. Jia², Y. Jin⁸¹, K. K. Joo⁷, A. B. Kaliyar²⁷, K. H. Kang⁴¹, Y. Kato⁵⁵, T. Kawasaki⁶³, D. Y. Kim⁷³, J. B. Kim⁴⁰, S. H. Kim¹⁷, K. Kinoshita⁸, P. Kodyš⁶, S. Korpar^{34,49}, D. Kotchetkov¹⁸, P. Križan^{34,45}, R. Kroeger⁵², P. Krokovny^{5,64}, T. Kuhr⁴⁶, Y.-J. Kwon⁸⁷, J. S. Lange¹², I. S. Lee¹⁷, S. C. Lee⁴¹, L. K. Li²⁹, L. Li Gioi⁵⁰, J. Libby²⁷, D. Liventsev^{19,84}, T. Luo¹¹, D. Matvienko^{5,44,64}, M. Merola^{31,57}, H. Miyata⁶³, R. Mizuk^{44,53,54}, H. K. Moon⁴⁰, T. Mori⁵⁵, R. Mussa³², E. Nakano⁶⁵, T. Nanut³⁴, K. J. Nath²⁵, Z. Natkaniec⁶¹, M. Nayak^{19,85}, N. K. Nisar⁶⁹, S. Nishida^{15,19}, K. Nishimura¹⁸, K. Ogawa⁶³, S. Okuno³⁵, H. Ono^{62,63}, P. Pakhlov^{44,53}, G. Pakhlova^{44,54}, B. Pal⁴, S. Pardi³¹, H. Park⁴¹, S. Paul⁷⁹, T. K. Pedlar⁴⁷, R. Pestotnik³⁴, L. E. Piilonen⁸⁴, V. Popov^{44,54}, E. Prencipe²¹, A. Rostomyan⁹, G. Russo³¹, Y. Sakai^{15,19}, M. Salehi^{46,48}, S. Sandilya⁸, L. Santelj¹⁹, T. Sanuki⁸⁰, V. Savinov⁶⁹, O. Schneider⁴³, G. Schnell^{1,22}, C. Schwanda³⁰, Y. Seino⁶³, K. Senyo⁸⁶, O. Seon⁵⁵, M. E. Sevior⁵¹, T.-A. Shibata⁸², J.-G. Shiu⁶⁰, E. Solovieva^{44,54}, M. Starič³⁴, J. F. Strube⁶⁶, M. Sumihama¹³, T. Sumiyoshi⁸³, M. Takizawa^{20,70,72}, U. Tamponi³², K. Tanida³³, F. Tenchini⁵¹, M. Uchida⁸², T. Uglov^{44,54}, Y. Unno¹⁷, S. Uno^{15,19}, Y. Usov^{5,64}, C. Van Hulse¹, R. Van Tonder³⁶, G. Varner¹⁸, K. E. Varvell⁷⁶, V. Vorobyev^{5,64,44}, E. Waheed⁵¹, B. Wang⁸, C. H. Wang⁵⁹, M.-Z. Wang⁶⁰, P. Wang²⁹, X. L. Wang¹¹, S. Watanuki⁸⁰, E. Widmann⁷⁴, E. Won⁴⁰, H. Ye⁹, J. Yelton¹⁰, J. H. Yin²⁹, C. Z. Yuan²⁹, Y. Yusa⁶³, Z. P. Zhang⁷¹, V. Zhilich^{5,64}, V. Zhukova^{44,53}, V. Zhulanov^{5,64}

¹ University of the Basque Country UPV/EHU, 48080 Bilbao, Spain

² Beihang University, Beijing 100191, China

³ University of Bonn, 53115 Bonn, Germany

⁴ Brookhaven National Laboratory, Upton, NY 11973, USA

⁵ Budker Institute of Nuclear Physics SB RAS, Novosibirsk 630090, Russia

⁶ Faculty of Mathematics and Physics, Charles University, 121 16 Prague, Czech Republic

⁷ Chonnam National University, Kwangju 660-701, South Korea

⁸ University of Cincinnati, Cincinnati, OH 45221, USA

⁹ Deutsches Elektronen-Synchrotron, 22607 Hamburg, Germany

¹⁰ University of Florida, Gainesville, FL 32611, USA

¹¹ Key Laboratory of Nuclear Physics and Ion-beam Application (MOE) and Institute of Modern Physics, Fudan University, Shanghai 200443, China

¹² Justus-Liebig-Universität Gießen, 35392 Giessen, Germany

¹³ Gifu University, Gifu 501-1193, Japan

¹⁴ II. Physikalisches Institut, Georg-August-Universität Göttingen, 37073 Göttingen, Germany

¹⁵ SOKENDAI (The Graduate University for Advanced Studies), Hayama 240-0193, Japan

¹⁶ Gyeongsang National University, Chinju 660-701, South Korea

¹⁷ Hanyang University, Seoul 133-791, South Korea

¹⁸ University of Hawaii, Honolulu, HI 96822, USA

¹⁹ High Energy Accelerator Research Organization (KEK), Tsukuba 305-0801, Japan

²⁰ J-PARC Branch, KEK Theory Center, High Energy Accelerator Research Organization (KEK), Tsukuba 305-0801, Japan

²¹ Forschungszentrum Jülich, 52425 Jülich, Germany

²² IKERBASQUE, Basque Foundation for Science, 48013 Bilbao, Spain

²³ Indian Institute of Science Education and Research Mohali, SAS Nagar 140306, India

- ²⁴ Indian Institute of Technology Bhubaneswar, Satya Nagar, Bhubaneswar 751007, India
²⁵ Indian Institute of Technology Guwahati, Guwahati, Assam 781039, India
²⁶ Indian Institute of Technology Hyderabad, Sangareddy, Telangana 502285, India
²⁷ Indian Institute of Technology Madras, Chennai 600036, India
²⁸ Indiana University, Bloomington, IN 47408, USA
²⁹ Institute of High Energy Physics, Chinese Academy of Sciences, Beijing 100049, China
³⁰ Institute of High Energy Physics, 1050 Vienna, Austria
³¹ INFN-Sezione di Napoli, 80126 Naples, Italy
³² INFN-Sezione di Torino, 10125 Turin, Italy
³³ Advanced Science Research Center, Japan Atomic Energy Agency, Naka 319-1195, Japan
³⁴ J. Stefan Institute, 1000 Ljubljana, Slovenia
³⁵ Kanagawa University, Yokohama 221-8686, Japan
³⁶ Institut für Experimentelle Kernphysik, Karlsruher Institut für Technologie, 76131 Karlsruhe, Germany
³⁷ King Abdulaziz City for Science and Technology, Riyadh 11442, Saudi Arabia
³⁸ Department of Physics, Faculty of Science, King Abdulaziz University, Jeddah 21589, Saudi Arabia
³⁹ Korea Institute of Science and Technology Information, Daejeon 305-806, South Korea
⁴⁰ Korea University, Seoul 136-713, South Korea
⁴¹ Kyungpook National University, Daegu 702-701, South Korea
⁴² LAL, Univ. Paris-Sud, CNRS/IN2P3, Université Paris-Saclay, Orsay, France
⁴³ École Polytechnique Fédérale de Lausanne (EPFL), 1015 Lausanne, Switzerland
⁴⁴ P.N. Lebedev Physical Institute of the Russian Academy of Sciences, Moscow 119991, Russia
⁴⁵ Faculty of Mathematics and Physics, University of Ljubljana, 1000 Ljubljana, Slovenia
⁴⁶ Ludwig Maximilians University, 80539 Munich, Germany
⁴⁷ Luther College, Decorah, IA 52101, USA
⁴⁸ University of Malaya, 50603 Kuala Lumpur, Malaysia
⁴⁹ University of Maribor, 2000 Maribor, Slovenia
⁵⁰ Max-Planck-Institut für Physik, 80805 Munich, Germany
⁵¹ School of Physics, University of Melbourne, Melbourne, VIC 3010, Australia
⁵² University of Mississippi, University, MS 38677, USA
⁵³ Moscow Physical Engineering Institute, Moscow 115409, Russia
⁵⁴ Moscow Institute of Physics and Technology, Moscow, Moscow Region 141700, Russia
⁵⁵ Graduate School of Science, Nagoya University, Nagoya 464-8602, Japan
⁵⁶ Kobayashi-Maskawa Institute, Nagoya University, Nagoya 464-8602, Japan
⁵⁷ Università di Napoli Federico II, 80055 Naples, Italy
⁵⁸ National Central University, Chung-li 32054, Taiwan
⁵⁹ National United University, Miao Li 36003, Taiwan
⁶⁰ Department of Physics, National Taiwan University, Taipei 10617, Taiwan
⁶¹ H. Niewodniczanski Institute of Nuclear Physics, 31-342 Krakow, Poland
⁶² Nippon Dental University, Niigata 951-8580, Japan
⁶³ Niigata University, Niigata 950-2181, Japan
⁶⁴ Novosibirsk State University, Novosibirsk 630090, Russia
⁶⁵ Osaka City University, Osaka 558-8585, Japan
⁶⁶ Pacific Northwest National Laboratory, Richland, WA 99352, USA
⁶⁷ Panjab University, Chandigarh 160014, India
⁶⁸ Peking University, Beijing 100871, China
⁶⁹ University of Pittsburgh, Pittsburgh PA 15260, USA
⁷⁰ Theoretical Research Division, Nishina Center, RIKEN, Saitama 351-0198, Japan
⁷¹ University of Science and Technology of China, Hefei 230026, China
⁷² Showa Pharmaceutical University, Tokyo 194-8543, China
⁷³ Soongsil University, Seoul 156-743, South Korea
⁷⁴ Stefan Meyer Institute for Subatomic Physics, 1090 Vienna, Austria
⁷⁵ Sungkyunkwan University, Suwon 440-746, South Korea
⁷⁶ School of Physics, University of Sydney, Sydney, NSW 2006, Australia
⁷⁷ Department of Physics, Faculty of Science, University of Tabuk, Tabuk 71451, Saudi Arabia
⁷⁸ Tata Institute of Fundamental Research, Mumbai 400005, India
⁷⁹ Department of Physics, Technische Universität München, 85748 Garching, Germany
⁸⁰ Department of Physics, Tohoku University, Sendai 980-8578, Japan
⁸¹ Department of Physics, University of Tokyo, Tokyo 113-0033, Japan
⁸² Tokyo Institute of Technology, Tokyo 152-8550, Japan
⁸³ Tokyo Metropolitan University, Tokyo 192-0397, Japan
⁸⁴ Virginia Polytechnic Institute and State University, Blacksburg, VA 24061, USA
⁸⁵ Wayne State University, Detroit, MI 48202, USA
⁸⁶ Yamagata University, Yamagata 990-8560, Japan
⁸⁷ Yonsei University, Seoul 120-749, South Korea

Received: 25 June 2018 / Accepted: 7 November 2018 / Published online: 13 November 2018
 © The Author(s) 2018

Abstract We report evidence for the charged charmed-strange baryon $\Xi_c(2930)^+$ with a signal significance of 3.9σ with systematic errors included. The charged $\Xi_c(2930)^+$ is found in its decay to $K_S^0\Lambda_c^+$ in the substructure of $\bar{B}^0 \rightarrow K_S^0\Lambda_c^+\bar{\Lambda}_c^-$ decays. The measured mass and width are $[2942.3 \pm 4.4(\text{stat.}) \pm 1.5(\text{syst.})] \text{ MeV}/c^2$ and $[14.8 \pm 8.8(\text{stat.}) \pm 2.5(\text{syst.})] \text{ MeV}$, respectively, and the product branching fraction is $\mathcal{B}(\bar{B}^0 \rightarrow \Xi_c(2930)^+\bar{\Lambda}_c^-) \mathcal{B}(\Xi_c(2930)^+ \rightarrow \bar{K}^0\Lambda_c^+) = [2.37 \pm 0.51(\text{stat.}) \pm 0.31(\text{syst.})] \times 10^{-4}$. We also measure $\mathcal{B}(\bar{B}^0 \rightarrow \bar{K}^0\Lambda_c^+\bar{\Lambda}_c^-) = [3.99 \pm 0.76(\text{stat.}) \pm 0.51(\text{syst.})] \times 10^{-4}$ with greater precision than previous experiments, and present the results of a search for the charmonium-like state $Y(4660)$ and its spin partner, Y_η , in the $\Lambda_c^+\bar{\Lambda}_c^-$ invariant mass spectrum. No clear signals of the $Y(4660)$ or Y_η are observed and the 90% credibility level (C.L.) upper limits on their production rates are determined. These measurements are obtained from a sample of $(772 \pm 11) \times 10^6 B\bar{B}$ pairs collected at the $\Upsilon(4S)$ resonance by the Belle detector at the KEKB asymmetric energy electron-positron collider.

The study of the excited states of charmed and bottom baryons is important as they offer an excellent laboratory for testing the heavy-quark symmetry of the c and b quarks and the chiral symmetry of the light quarks. At present, the particle data group (PDG) lists ten charmed-strange baryons [1]. Among these, $\Xi_c(2930)$ and $\Xi_c(3123)$ are relatively less established and the evidence for them is poor [1]. For most of these excited Ξ_c states the spin and parity (J^P) have not been determined by experiments due to limited statistics.

Theoretically, the mass spectrum of excited charmed baryons has been computed in many models, including quark potential models [2–6], the relativistic flux tube model [7, 8], the coupled channel model [9], the Quantum Chromodynamics (QCD) sum rule [10–14], Regge phenomenology [15], the constituent quark model [16, 17], and lattice QCD [18, 19]. The strong decays of excited Ξ_c baryons have also been studied in many models [20–26]. In these models, some possible J^P assignments of these excited Ξ_c have been performed. While many new excited charmed baryons have been discovered in experiments in recent years, and there has been dedicated theoretical work devoted to study the nature of charmed baryon such as the baryon internal structure and quark configuration, further cooperative efforts are needed from both experimentalists and theorists to make progress in this area.

Very recently, Belle reported the first observation of the $\Xi_c(2930)^0$ charmed-strange baryon with a significance

greater than 5σ from a study of the substructure of $B^- \rightarrow K^-\Lambda_c^+\bar{\Lambda}_c^-$ decays [27]. The measured mass and width of the $\Xi_c(2930)^0$ were found to be $[2928.9 \pm 3.0(\text{stat.})_{-12.0}^{+0.9}(\text{syst.})] \text{ MeV}/c^2$ and $[19.5 \pm 8.4(\text{stat.})_{-7.9}^{+5.9}(\text{syst.})] \text{ MeV}$, respectively. As the isospin of the Ξ_c state is always $\frac{1}{2}$ and the neutral $\Xi_c(2930)^0$ has been found, it is natural to search for the charged $\Xi_c(2930)^+$ state in the substructure in $\bar{B}^0 \rightarrow \bar{K}^0\Lambda_c^+\bar{\Lambda}_c^-$ decays.

BaBar and Belle have previously studied $\bar{B}^0 \rightarrow \bar{K}^0\Lambda_c^+\bar{\Lambda}_c^-$ decays using data samples of 230×10^6 and $386 \times 10^6 B\bar{B}$ pairs, and found signals of 1.4σ and 6.6σ significances, respectively [28, 29]. Neither experiment searched for possible intermediate states such as the $K_S^0\Lambda_c$ system. The full Belle data sample of $(772 \pm 11) \times 10^6 B\bar{B}$ pairs permits an improved study of $\bar{B}^0 \rightarrow \bar{K}^0\Lambda_c^+\bar{\Lambda}_c^-$ and a search for the charged $\Xi_c(2930)^+$ in the decay mode $\bar{K}^0\Lambda_c^+$.

The $\Lambda_c^+\bar{\Lambda}_c^-$ system is interesting because (1) Belle has observed the $Y(4630)$ in the initial state radiation (ISR) process $e^+e^- \rightarrow \gamma_{\text{ISR}}\Lambda_c^+\bar{\Lambda}_c^-$ and measured a mass and width of $[4634_{-7}^{+8}(\text{stat.})_{-8}^{+5}(\text{syst.})] \text{ MeV}/c^2$ and $[92_{-24}^{+40}(\text{stat.})_{-21}^{+10}(\text{syst.})] \text{ MeV}$, respectively [30]; (2) Belle has also observed the $Y(4660)$ in $e^+e^- \rightarrow \gamma_{\text{ISR}}\pi^+\pi^-\psi'$ with a measured mass and width of $[4652 \pm 10(\text{stat.}) \pm 8(\text{syst.})] \text{ MeV}/c^2$ and $[68 \pm 11(\text{stat.}) \pm 1(\text{syst.})] \text{ MeV}$, respectively [31, 32]. As the masses and widths of the $Y(4630)$ and $Y(4660)$ are close to each other, many theoretical explanations assume they are the same state [33–35]. In Refs. [36, 37], the authors predicted a $Y(4660)$ spin partner—a $f_0(980)\eta_c(2S)$ bound state denoted by the Y_η —with a mass and width of $(4613 \pm 4) \text{ MeV}/c^2$ and around 30 MeV, respectively, with the assumption that the $Y(4660)$ is an $f_0(980)\psi'$ bound state [35, 37]. Belle has searched for these states in the substructure of $B^- \rightarrow K^-\Lambda_c^+\bar{\Lambda}_c^-$ decays, and no clear signals were observed [27]. The corresponding B^0 decay mode can also be used to study the $\Lambda_c^+\bar{\Lambda}_c^-$ invariant mass.

In this letter, we report an updated measurement of $\bar{B}^0 \rightarrow \bar{K}^0\Lambda_c^+\bar{\Lambda}_c^-$ and a search for the charged $\Xi_c(2930)^+ \rightarrow \bar{K}^0\Lambda_c^+$ state with a statistical significance of 4.1σ [38]. This analysis is based on the full data sample collected at the $\Upsilon(4S)$ resonance by the Belle detector [39] at the KEKB asymmetric energy electron-positron collider [40, 41].

The Belle detector is a large solid angle magnetic spectrometer that consists of a silicon vertex detector, a 50-layer central drift chamber (CDC), an array of aerogel threshold Cherenkov counters (ACC), a barrel-like arrangement of time-of-flight scintillation counters (TOF), and an electromagnetic calorimeter comprised of CsI(Tl) crystals located inside a superconducting solenoid coil that provides a 1.5 T magnetic field. An iron flux-return yoke located outside the

^ae-mail: shencp@ihep.ac.cn

coil is instrumented to detect K_L^0 mesons and to identify muons. A detailed description of the Belle detector can be found in Ref. [39]. Simulated signal events with B meson decays are generated using EVTGEN [42], while the inclusive decays are generated via PYTHIA [43]. These events are processed by a detector simulation based on GEANT3 [44]. Inclusive Monte Carlo (MC) samples of $\Upsilon(4S) \rightarrow B\bar{B}$ ($B = B^+$ or B^0) and $e^+e^- \rightarrow q\bar{q}$ ($q = u, d, s, c$) events at $\sqrt{s} = 10.58$ GeV are used to check the backgrounds, corresponding to more than 5 times the integrated luminosity of the data.

In our analysis of $\bar{B}^0 \rightarrow \bar{K}^0\Lambda_c^+\bar{\Lambda}_c^-$, \bar{K}^0 is reconstructed via its decay $K_S^0 \rightarrow \pi^+\pi^-$, and Λ_c^+ candidates are reconstructed in the $\Lambda_c^+ \rightarrow pK^-\pi^+$, pK_S^0 , and $\Lambda\pi^+(\rightarrow p\pi^-\pi^+)$ decay channels. Then a Λ_c^+ and $\bar{\Lambda}_c^-$ are combined to reconstruct a B candidate, with at least one required to have been reconstructed via the $pK^-\pi^+$ or $\bar{p}K^+\pi^-$ decay process.

For well reconstructed charged tracks, except for those from $\Lambda \rightarrow p\pi^-$ and $K_S^0 \rightarrow \pi^+\pi^-$ decays, the impact parameters perpendicular to and along the beam direction with respect to the nominal interaction point are required to be less than 0.5 cm and 4 cm, respectively, and the transverse momentum in the laboratory frame is required to be larger than 0.1 GeV/c. The information from different detector subsystems including specific ionization in the CDC, time measurements in the TOF and response of the ACC is combined to form the likelihood \mathcal{L}_i of the track for particle species i , where $i = \pi, K$ or p [45]. Except for the charged tracks from $\Lambda \rightarrow p\pi^-$ and $K_S^0 \rightarrow \pi^+\pi^-$ decays, tracks with a likelihood ratio $\mathcal{R}_K^\pi = \mathcal{L}_K/(\mathcal{L}_K + \mathcal{L}_\pi) > 0.6$ are identified as kaons, while tracks with $\mathcal{R}_K^\pi < 0.4$ are treated as pions. The kaon (pion) identification efficiency is about 94% (97%), while 5% (3%) of the kaons (pions) are misidentified as pions (kaons) with the selection criteria above. For proton identification, a track with $\mathcal{R}_{p/\bar{p}}^\pi = \mathcal{L}_{p/\bar{p}}/(\mathcal{L}_{p/\bar{p}} + \mathcal{L}_\pi) > 0.6$ and $\mathcal{R}_{p/\bar{p}}^K = \mathcal{L}_{p/\bar{p}}/(\mathcal{L}_{p/\bar{p}} + \mathcal{L}_K) > 0.6$ is identified as a proton/anti-proton with an efficiency of about 98%; less than 1% of the pions/kaons are misidentified as protons/anti-protons.

The K_S^0 candidates are reconstructed from pairs of oppositely-charged tracks which are treated as pions, and identified by a multivariate analysis with a neural network [46] based on two sets of input variables [47]. Candidate Λ baryons are reconstructed in the decay $\Lambda \rightarrow p\pi^-$ and selected if the $p\pi^-$ invariant mass is within $5 \text{ MeV}/c^2$ (5σ) of the Λ nominal mass [1].

A vertex fit to the B candidates is performed and the candidate with the minimum $\chi_{\text{vertex}}^2/n.d.f.$ from the vertex fit is selected as the signal B candidate if there is more than one B candidates in an event, where $n.d.f.$ is the number of freedom of the vertex fit. Then $\chi_{\text{vertex}}^2/n.d.f. < 15$ is

required, which has a selection efficiency above 96%. As the continuum background level is very low, further continuum suppression is not necessary.

The B candidates are identified using the beam-energy constrained mass M_{bc} and the mass difference ΔM_B . The beam-energy constrained mass is defined as $M_{bc} \equiv \sqrt{E_{\text{beam}}^2/c^2 - (\sum \vec{p}_i)^2/c^2}$, where E_{beam} is the beam energy and \vec{p}_i are the three-momenta of the B -meson decay products, all defined in the center-of-mass system (CMS) of the e^+e^- collision. The mass difference is defined as $\Delta M_B \equiv M_B - m_B$, where M_B is the invariant mass of the B candidate and m_B is the nominal B -meson mass [1]. The B signal region is defined as $|\Delta M_B| < 0.018 \text{ GeV}/c^2$ and $M_{bc} > 5.272 \text{ GeV}/c^2$ ($\sim 2.5\sigma$) which is shown as the central box in the distribution of ΔM_B versus M_{bc} in Fig. 1.

The scatter plot of $M_{\bar{\Lambda}_c^-}$ versus $M_{\Lambda_c^+}$ is shown in the right panel of Fig. 1 for the selected $\bar{B}^0 \rightarrow K_S^0\Lambda_c^+\bar{\Lambda}_c^-$ data candidates in the B signal region, and clear Λ_c^+ and $\bar{\Lambda}_c^-$ signals are observed. According to the signal MC simulation, the mass resolution of Λ_c candidates is almost independent of the Λ_c decay mode. The Λ_c signal region is defined as $|M_{\Lambda_c} - m_{\Lambda_c}| < 12 \text{ MeV}/c^2$ ($\sim 2.5\sigma$) for all Λ_c decay modes illustrated by the central green box in the Fig. 1 (right panel), where m_{Λ_c} is the nominal mass of the Λ_c baryon [1]. To estimate the non- Λ_c backgrounds, we define the Λ_c^+ and $\bar{\Lambda}_c^-$ mass sidebands as half of the total number of events in the four sideband regions next to the signal region minus one quarter of the total number of events in the four sideband regions in the corners as shown in Fig. 1 (right panel).

To extract the $\bar{B}^0 \rightarrow K_S^0\Lambda_c^+\bar{\Lambda}_c^-$ signal yields, we perform an unbinned two-dimensional (2D) simultaneous extended maximum likelihood fit to the ΔM_B versus M_{bc} distributions for the three reconstructed Λ_c decay modes. A Gaussian function for the signal shape plus an ARGUS function [48] for the background are used to fit the M_{bc} distribution, and the sum of a double-Gaussian function for the signal plus a

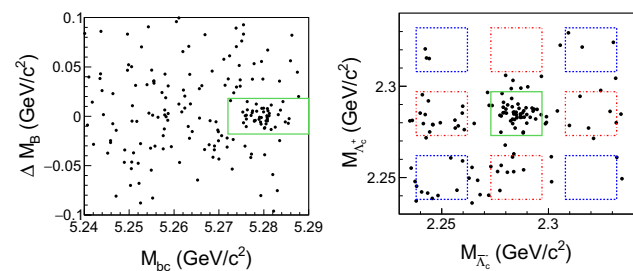


Fig. 1 Signal-enhanced distributions of ΔM_B versus M_{bc} (left panel) and of $M(\bar{\Lambda}_c^-)$ versus $M(\Lambda_c^+)$ (right panel) from the selected $\bar{B}^0 \rightarrow \bar{K}^0\Lambda_c^+\bar{\Lambda}_c^-$ candidates, summing over all three reconstructed Λ_c decay modes. Each panel shows the events falling in the solid green signal region of the other panel. The dashed red and blue boxes in the left panel show the defined Λ_c sideband regions described in the text, which are used for the estimation of the non- Λ_c background

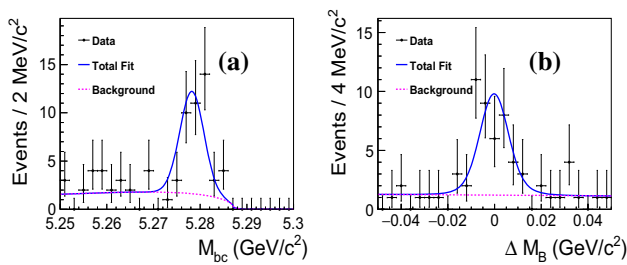


Fig. 2 The Λ_c -signal-enhanced distributions of **a** M_{bc} in the ΔM_B signal region and **b** ΔM_B in the M_{bc} signal region for $B^0 \rightarrow K_S^0 \Lambda_c^+ \bar{\Lambda}_c^-$, combining three exclusive final states. The dots with error bars are data, the solid blue curves are the best-fit projections to the distributions, and the dashed magenta lines are the fitted backgrounds

first-order polynomial for the background are used to fit the ΔM_B distribution. Due to limited statistics, all the parameters of the Gaussian functions are fixed to the values from the fits to the individual MC signal distributions, and the relative signal yields among the three final states are fixed according to the relative branching fraction between the final states and the detection acceptance and efficiency of the intermediate states.

The projections of M_{bc} and ΔM_B summed over the three reconstructed Λ_c decay modes in Λ_c signal region, together with the fitted results, are shown in Fig. 2. There are 34.9 ± 6.6 signal events with a statistical signal significance above 8.3σ , and from which we extract the branching fraction of $\mathcal{B}(\bar{B}^0 \rightarrow \bar{K}^0 \Lambda_c^+ \bar{\Lambda}_c^-) = [3.99 \pm 0.76(\text{stat.})] \times 10^{-4}$.

To check the intermediate states, mass constraint fits of K_S^0 , $\bar{\Lambda}_c^-$, and \bar{B}^0 are applied to the selected candidates in the signal regions to improve the mass resolutions, while for the above defined sidebands no mass constraint fits are applied. After applying all selection criteria above, Dalitz distribution of the $M_{K_S^0 \Lambda_c^+}^2$ versus $M_{\Lambda_c^+ \bar{\Lambda}_c^-}^2$ is shown in Fig. 3 with a flat 2D efficiency distribution. Here, $M_{K_S^0 \Lambda_c^+}^2$ is the sum of $M_{K_S^0 \Lambda_c^+}^2$ and $M_{K_S^0 \bar{\Lambda}_c^-}^2$. An enhancement can be seen in the horizontal band corresponding to $M(K_S^0 \Lambda_c) \sim 2.93 \text{ GeV}/c^2$, while no signal band is apparent in the $M(\Lambda_c^+ \bar{\Lambda}_c^-)$ vertical direction.

The sum of the projections of $M_{K_S^0 \Lambda_c^+}$ and $M_{K_S^0 \bar{\Lambda}_c^-}$ mass spectra, denoted $M_{K_S^0 \Lambda_c}$, is shown in Fig. 4. The shaded histogram is from the normalized Λ_c^+ and $\bar{\Lambda}_c^-$ mass sidebands, which is consistent with the contributions from normalized $e^+ e^- \rightarrow q\bar{q}$ and $\Upsilon(4S) \rightarrow B\bar{B}$ generic MC samples. Therefore, the estimate from the normalized Λ_c^+ and $\bar{\Lambda}_c^-$ mass sidebands is taken to represent the total background, neglecting the small possible contribution of background with real Λ_c^+ and $\bar{\Lambda}_c^-$.

A clear charged $\Xi_c(2930)^+$ signal is found. No structure is seen in the Λ_c^+ and $\bar{\Lambda}_c^-$ mass sidebands.

An unbinned simultaneous extended maximum likelihood fit is performed to the $K_S^0 \Lambda_c^+$ invariant mass spectra for the

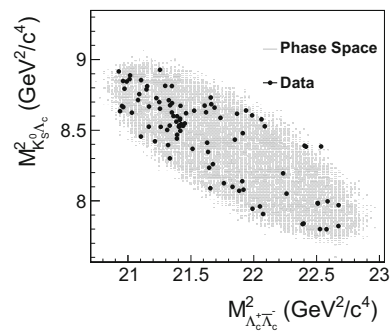


Fig. 3 Dalitz distribution of reconstructed $\bar{B}^0 \rightarrow K_S^0 \Lambda_c^+ \bar{\Lambda}_c^-$ candidates in the B signal region. The black dots are data; the shaded region is the MC simulated phase-space distribution

total selected signal candidates and the Λ_c^+ and $\bar{\Lambda}_c^-$ mass sidebands. The following components are included in the fit to the $K_S^0 \Lambda_c^+$ mass distribution for the total selected signal candidates: a constant width relativistic Breit-Wigner (RBW) function ($\frac{1}{M_{\Xi_c^+(2930)}^2 - M_{K_S^0 \Lambda_c}^2 - iM_{\Xi_c^+(2930)}\Gamma_{\Xi_c^+(2930)}}$) convolved with a Gaussian resolution function with the phase space factor and efficiency curve included (the width of the Gaussian function being fixed to $5.36 \text{ MeV}/c^2$ from the signal MC simulation) is taken as the charged $\Xi_c(2930)^+$ signal shape; a broader structure obtained by MC simulation is used to represent the reflection of the charged $\Xi_c(2930)^-$; direct three-body $\bar{B}^0 \rightarrow K_S^0 \Lambda_c^+ \bar{\Lambda}_c^-$ decays are modeled by the MC-simulated shape distributed uniformly in phase space; a second-order polynomial is used to represent the Λ_c^+ and $\bar{\Lambda}_c^-$ mass-sideband distribution, which is normalized to represent the total background events in the fit. In the above fit, the signal yields of the charged $\Xi_c(2930)^+$ and the corresponding reflection are constrained to be the same.

The fit results are shown in Fig. 4, where the solid blue line is the best fit, and the solid magenta line is the total non-charged- $\Xi_c(2930)$ backgrounds including the fitted phase space, the reflection of the charged $\Xi_c(2930)^-$, and the fitted sideband shape. The yields of the charged $\Xi_c(2930)^+$ signal and the phase-space contribution are $N_{\Xi_c(2930)^+} = 21.2 \pm 4.6$ and $N_{\text{phsp}} = 18.3 \pm 4.6$. The fitted mass and width are $M_{\Xi_c(2930)^+} = [2942.3 \pm 4.4(\text{stat.})] \text{ MeV}/c^2$ and $\Gamma_{\Xi_c(2930)^+} = [14.8 \pm 8.8(\text{stat.})] \text{ MeV}$, respectively, where the correction of $2.8 \text{ MeV}/c^2$ has been applied on the charged $\Xi_c(2930)^+$ mass, determined using the input and output mass difference in the MC simulation. The statistical significance of the charged $\Xi_c(2930)^+$ signal is 4.1σ , calculated from the difference of the logarithmic likelihoods [49], $-2 \ln(\mathcal{L}_0/\mathcal{L}_{\text{max}}) = 23.1$, where \mathcal{L}_0 and \mathcal{L}_{max} are the maximized likelihoods without and with a signal component, respectively, taking into account the difference in the number of degrees of freedom ($\Delta \text{ndf} = 3$). The signal significance is 3.9σ when convolving the likelihood profile with a

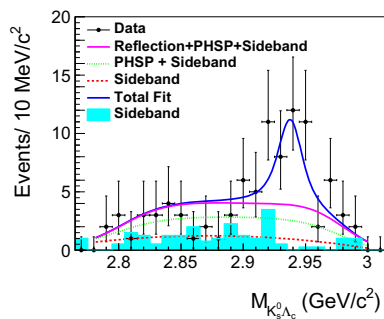


Fig. 4 The $M_{K_S^0 \Lambda_c^+}$ distribution of the selected data candidates, with fit results superimposed. Dots with error bars are the data, the solid blue line is the best fit, the solid magenta line is the total non-charged- $\Xi_c(2930)$ backgrounds including the fitted phase space, the reflection of the charged $\Xi_c(2930)^-$, and the fitted sideband shape, the dotted green line is the fitted phase space and sideband shape, the dotted red line is the fitted sideband shape, the shaded cyan histogram is from the normalized Λ_c^+ and $\bar{\Lambda}_c^-$ mass sidebands

Gaussian function of width equals the total systematic uncertainty from detection efficiency, fitting procedure, intermediate states' branching fractions. Alternative fits to the $K_S^0 \Lambda_c$ mass spectra are performed: (a) using a first-order or third-order polynomial for background shape; (b) changing the charged $\Xi_c(2930)^+$ mass resolution by 10%; and (c) using an energy-dependent RBW function for the charged $\Xi_c(2930)^+$ signal shape. The charged $\Xi_c(2930)^+$ signal significance is larger than 3.5σ in all cases.

The product branching fraction of $\mathcal{B}(\bar{B}^0 \rightarrow \Xi_c(2930)^+ \bar{\Lambda}_c^-)$ $\mathcal{B}(\Xi_c(2930)^+ \rightarrow \bar{K}^0 \Lambda_c^+)$ is $[2.37 \pm 0.51(\text{stat.})] \times 10^{-4}$ calculated as $\frac{N_{\Xi_c(2930)^+}}{\varepsilon_{\Xi_c(2930)^+}^{\text{all}} N_{B^0 \bar{B}^0} \mathcal{B}(\Lambda_c^+ \rightarrow pK^-\pi^+)^2}$, where $N_{\Xi_c(2930)^+}$ is the fitted charged $\Xi_c(2930)^+$ signal yield; $N_{B^0 \bar{B}^0} = N_{\Upsilon(4S)} \mathcal{B}(\Upsilon(4S) \rightarrow B^0 \bar{B}^0)$ ($N_{\Upsilon(4S)}$ is the number of accumulated $\Upsilon(4S)$ events and $\mathcal{B}(\Upsilon(4S) \rightarrow B^0 \bar{B}^0) = 0.486 \pm 0.006$ [1]); $\mathcal{B}(\Lambda_c^+ \rightarrow pK^-\pi^+) = (6.23 \pm 0.33)\%$ is the world-average branching fraction for $\Lambda_c^+ \rightarrow pK^-\pi^+$ [1]; $\varepsilon_{\Xi_c(2930)^+}^{\text{all}} = \sum \varepsilon_i^{\Xi_c(2930)^+} \Gamma_i / \Gamma(pK^-\pi^+)$ (i is the Λ_c decay-mode index, $\varepsilon_i^{\Xi_c(2930)^+}$ is the detection efficiency by fitting the $M_{K_S^0 \Lambda_c^+}$ spectrum from signal MC with a charged $\Xi_c(2930)^+$ intermediate state, and Γ_i is the partial decay width of $\Lambda_c^+ \rightarrow pK^-\pi^+$, pK_S^0 , and $\Lambda\pi^-$ [1]). Here, $\mathcal{B}(K_S^0 \rightarrow \pi^+\pi^-)$ or $\mathcal{B}(\Lambda \rightarrow p\pi^-)$ is included in Γ_i for the final states with a K_S^0 or a Λ .

The $M_{\Lambda_c^+ \bar{\Lambda}_c^-}$ spectrum is shown in Fig. 5, where the shaded cyan histogram is from the normalized Λ_c^+ and $\bar{\Lambda}_c^-$ mass sidebands. No evident signals of Y_η or $Y(4660)$ can be seen. An unbinned extended maximum likelihood fit is applied to the $\Lambda_c^+ \bar{\Lambda}_c^-$ mass spectrum to extract the signal yields of the Y_η and $Y(4660)$ in B decays separately. In the fit, the signal shape of the Y_η or $Y(4660)$ is obtained from MC simulation directly, with the input parameters $M_{Y_\eta} = 4616 \text{ MeV}/c^2$ and $\Gamma_{Y_\eta} = 30 \text{ MeV}$ for Y_η [35], and $M_{Y(4660)} = 4643 \text{ MeV}/c^2$

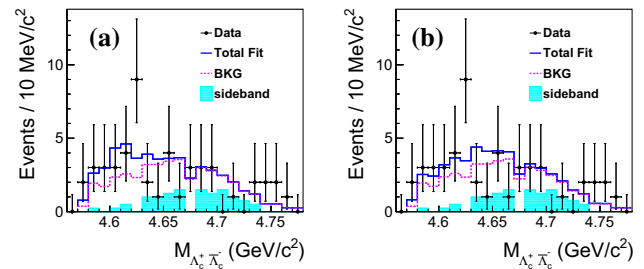


Fig. 5 The $\Lambda_c^+ \bar{\Lambda}_c^-$ invariant mass spectra in data with **a** Y_η and **b** $Y(4660)$ signals included in the fits. The solid blue lines are the best fits and the dotted red lines represent the backgrounds. The shaded cyan histograms are from the normalized Λ_c^+ and $\bar{\Lambda}_c^-$ mass sidebands

and $\Gamma_{Y(4660)} = 72 \text{ MeV}$ for $Y(4660)$ [1]. The background is described by the sum of the phase space shape, the normalized Λ_c^+ and $\bar{\Lambda}_c^-$ mass sidebands, and reflection shape of the charged $\Xi_c(2930)^+$ which has been obtained from MC simulation with the number of events fixed to that obtained from the fit to the $M_{K_S^0 \Lambda_c^+}$ distribution. The fit results are shown in Figs. 5a, b for the Y_η and $Y(4660)$, respectively. From the fits, we obtain $(10.4 \pm 5.6) Y_\eta$ and $(10.0 \pm 6.7) Y(4660)$ signal events each with a signal statistical significance of 2.0σ and 1.6σ ($n.d.f. = 1$), respectively.

As the statistical signal significance of each Y state is less than 3σ , 90% C.L. Bayesian upper limits on $\mathcal{B}(\bar{B}^0 \rightarrow \bar{K}^0 Y) \mathcal{B}(Y \rightarrow \Lambda_c^+ \bar{\Lambda}_c^-)$ are determined to be 2.2×10^{-4} and 2.3×10^{-4} for $Y = Y_\eta$ and $Y(4660)$, respectively, by solving the equation $\int_0^{\mathcal{B}^{\text{upp}}} \mathcal{L}(\mathcal{B}) d\mathcal{B} / \int_0^{+\infty} \mathcal{L}(\mathcal{B}) d\mathcal{B} = 0.9$, where $\mathcal{B} = \frac{n_Y}{\varepsilon_{\text{all}}^Y N_{B^0 \bar{B}^0} \mathcal{B}(\Lambda_c^+ \rightarrow pK^-\pi^+)^2}$ is the assumed product branching fraction; $\mathcal{L}(\mathcal{B})$ is the corresponding maximized likelihood of the data; n_Y is the number of Y signal events; and $\varepsilon_{\text{all}}^Y = \sum \varepsilon_i^Y \times \Gamma_i / \Gamma(pK^-\pi^+)$ (ε_i^Y is the detection efficiency from MC simulation for mode i). To take the systematic uncertainty into account, the above likelihood is convolved with a Gaussian function whose width equals to the total systematic uncertainty discussed below.

The systematic uncertainties in the branching fraction measurements are listed below. The detection efficiency relevant (DER) uncertainties include those for tracking efficiency (0.35%/track), particle identification efficiency (1.0%/kaon, 0.9%/pion, 3.7%/proton and 3.4%/anti-proton), as well as Λ (3.0%) and K_S^0 (2.3%) selection efficiencies. Assuming all the above systematic uncertainty sources are independent, the DER uncertainties are summed in quadrature for each decay mode, yielding 5.8–8.6%, depending on the mode. For the four branching fraction measurements, the final DER uncertainties are summed in quadrature over the three Λ_c decay modes using weight factors equal to the product of the total efficiency and the Λ_c partial decay width. Systematic uncertainties associated with the fitting procedure are estimated by a changing the order of the background polynomial, changing

Table 1 Relative systematic uncertainties (%) in the branching fraction measurements. Here, $\mathcal{B}_1 \equiv \mathcal{B}(\bar{B}^0 \rightarrow \bar{K}^0 \Lambda_c^+ \bar{\Lambda}_c^-)$, $\mathcal{B}_2 \equiv \mathcal{B}(\bar{B}^0 \rightarrow \Xi_c(2930)^+ \bar{\Lambda}_c^-) \mathcal{B}(\Xi_c(2930)^+ \rightarrow \bar{K}^0 \Lambda_c^+)$, $\mathcal{B}_3 \equiv \mathcal{B}(\bar{B}^0 \rightarrow \bar{K}^0 Y_\eta) \mathcal{B}(Y_\eta \rightarrow \Lambda_c^+ \bar{\Lambda}_c^-)$, and $\mathcal{B}_4 \equiv \mathcal{B}(\bar{B}^0 \rightarrow \bar{K}^0 Y(4660)) \mathcal{B}(Y(4660) \rightarrow \Lambda_c^+ \bar{\Lambda}_c^-)$

Branching fraction	DER	Fit	Λ_c decays	$N_B^0 \bar{B}^0$	Sum
\mathcal{B}_1	5.28	4.20	10.5	1.82	12.6
\mathcal{B}_2	5.31	6.10	10.5	1.82	13.4
\mathcal{B}_3	5.28	10.2	10.5	1.82	15.7
\mathcal{B}_4	5.27	11.6	10.5	1.82	13.3

the range of the fit, and by enlarging the mass resolution by 10% for all the fits; (b) adding the possible contributions from charged $\Xi_c(2815)$ and $\Xi_c(2970)$ states in the fit to $M_{K_S^0 \Lambda_c}$ spectrum; (c) changing the values of the masses and widths of the Y_η and $Y(4660)$ by $\pm 1\sigma$ and changing the fitted number of $\Xi_c(3920)$ by 1σ in the fit to $M_{\Lambda_c^+ \bar{\Lambda}_c^-}$ spectrum. The deviations from nominal fit results are taken as systematic uncertainties. Uncertainties for $\mathcal{B}(\Lambda_c^+ \rightarrow p K^- \pi^+)$ and $\Gamma_i / \Gamma(p K^- \pi^+)$ are taken from Ref. [1]. The final uncertainties on the Λ_c partial decay widths are summed in quadrature over the three modes weighted by the detection efficiency. The world average of $\mathcal{B}(\Upsilon(4S) \rightarrow B^0 \bar{B}^0)$ is $(48.6 \pm 0.6)\%$ [1], which corresponds to a systematic uncertainty of 1.23%. The systematic uncertainty on $N_{\Upsilon(4S)}$ is 1.37%. The total systematic uncertainties are found by adding the uncertainties from all sources in quadrature, and they are listed in Table 1.

The sources of systematic uncertainties of charged $\Xi_c(2930)^+$ mass and width measurements are calculated with the following method. Half of the correction due to the input and output difference on the charged $\Xi_c(2930)^+$ mass determined from MC simulation is conservatively taken as a systematic uncertainty. By enlarging the mass resolution by 10%, the difference in the measured $\Xi_c(2930)^+$ width is 0.9 MeV, and this is taken as a systematic uncertainty. By changing the background shape, the differences of 0.5 MeV/ c^2 and 1.3 MeV in the measured charged $\Xi_c(2930)^+$ mass and width, respectively, are taken as systematic uncertainties.

The signal-parametrization systematic uncertainty is estimated by replacing the constant total width with a mass-dependent width of $\Gamma_t = \Gamma_t^0 \times \Phi(M_{K_S^0 \Lambda_c^+}) / \Phi(M_{\Xi_c(2930)^+})$, where Γ_t^0 is the width of the resonance, $\Phi(M_{K_S^0 \Lambda_c^+}) = P / M_{K_S^0 \Lambda_c^+}$ is the phase space factor for an S-wave two-body system (P is the K_S^0 momentum in the $K_S^0 \Lambda_c^+$ CMS) and $M_{\Xi_c(2930)^+}$ is the $K_S^0 \Lambda_c^+$ invariant mass fixed at the charged $\Xi_c(2930)^+$ nominal mass. Due to the limited statistic, we generate $K_S^0 \Lambda_c^+$ mass spectrum according to the fitted $\Xi_c(2930)^+$ shape with 200 times of events than the fitted signal yield. By fitting this mass spectrum with mass-dependent RBW function, the difference in the measured $\Xi_c(2930)^+$

mass is negligible and the difference in the width is 1.9 MeV which is taken as the systematic uncertainty. Assuming all the sources are independent, we add them in quadrature to obtain the total systematic uncertainties on the charged $\Xi_c(2930)^+$ mass and width of 1.5 MeV/ c^2 and 2.5 MeV, respectively.

In summary, using $(772 \pm 11) \times 10^6$ $B\bar{B}$ pairs, we perform an updated analysis of $\bar{B}^0 \rightarrow \bar{K}^0 \Lambda_c^+ \bar{\Lambda}_c^-$. There is 4.1σ evidence of the charged charmed baryon state $\Xi_c(2930)^+$ in the $K_S^0 \Lambda_c^+$ mass spectrum. The measured mass and width are $M_{\Xi_c(2930)^+} = [2942.3 \pm 4.4(\text{stat.}) \pm 1.5(\text{syst.})] \text{ MeV}/c^2$ and $\Gamma_{\Xi_c(2930)^+} = [14.8 \pm 8.8(\text{stat.}) \pm 2.5(\text{syst.})] \text{ MeV}$. The mass and width difference between neutral and charged $\Xi_c(2930)$ is $\Delta m = [-13.4 \pm 5.3(\text{stat.})_{-12.1}^{+1.7}(\text{syst.})] \text{ MeV}/c^2$ and $\Delta \Gamma = [4.7 \pm 12.2(\text{stat.})_{-8.3}^{+6.4}(\text{syst.})] \text{ MeV}$, respectively. The branching fraction is $\mathcal{B}(\bar{B}^0 \rightarrow \bar{K}^0 \Lambda_c^+ \bar{\Lambda}_c^-) = [3.99 \pm 0.76(\text{stat.}) \pm 0.51(\text{syst.})] \times 10^{-4}$, which is consistent with the world average value of $(4.3 \pm 2.2) \times 10^{-4}$ [1] but with much improved precision. We measure the product branching fraction $\mathcal{B}(\bar{B}^0 \rightarrow \Xi_c(2930)^+ \bar{\Lambda}_c^-) \mathcal{B}(\Xi_c(2930)^+ \rightarrow \bar{K}^0 \Lambda_c^+) = [2.37 \pm 0.51(\text{stat.}) \pm 0.31(\text{syst.})] \times 10^{-4}$. Due to the limited statistics, we are not able to perform an angular analysis to determine the spin-parity of the $\Xi_c(2930)^+$, and cannot identify its quark configuration for which there are many theoretical possibilities. We expect that a spin-parity analysis will be possible with the much larger data sample which will be collected with the Belle II detector. There are no significant signals seen in the $\Lambda_c^+ \bar{\Lambda}_c^-$ mass spectrum. We place 90% C.L. upper limits for the $Y(4660)$ and its theoretically predicted spin partner Y_η of $\mathcal{B}(\bar{B}^0 \rightarrow \bar{K}^0 Y(4660)) \mathcal{B}(Y(4660) \rightarrow \Lambda_c^+ \bar{\Lambda}_c^-) < 2.3 \times 10^{-4}$ and $\mathcal{B}(\bar{B}^0 \rightarrow \bar{K}^0 Y_\eta) \mathcal{B}(Y_\eta \rightarrow \Lambda_c^+ \bar{\Lambda}_c^-) < 2.2 \times 10^{-4}$ [50].

Open Access This article is distributed under the terms of the Creative Commons Attribution 4.0 International License (<http://creativecommons.org/licenses/by/4.0/>), which permits unrestricted use, distribution, and reproduction in any medium, provided you give appropriate credit to the original author(s) and the source, provide a link to the Creative Commons license, and indicate if changes were made. Funded by SCOAP³.

References

1. C. Patrignani et al. (Particle Data Group), Chin. Phys. C **40**, 100001 (2016) and 2017 update
2. A. Majethiya, B. Patel, P.C. Vinodkumar, Eur. Phys. J. A **38**, 307 (2008)
3. S. Migura, D. Merten, B. Metsch, H.R. Petry, Eur. Phys. J. A **28**, 41 (2006)
4. H. Garcilazo, J. Vijande, A. Valcarce, J. Phys. G **34**, 961 (2007)
5. D. Ebert, R.N. Faustov, V.O. Galkin, Phys. Lett. B **659**, 612 (2008)
6. D. Ebert, R.N. Faustov, V.O. Galkin, Phys. Rev. D **84**, 014025 (2011)
7. B. Chen, K.W. Wei, A. Zhang, Eur. Phys. J. A **51**, 82 (2015)
8. B. Chen, D.X. Wang, A. Zhang, Chin. Phys. C **33**, 1327 (2009)

9. O. Romanets, L. Tolos, C. Garcia-Recio, J. Nieves, L.L. Salcedo, R.G.E. Timmermans, *Phys. Rev. D* **85**, 114032 (2012)
10. Z.G. Wang, *Eur. Phys. J. A* **45**, 267 (2010)
11. Z.G. Wang, *Eur. Phys. J. C* **75**, 359 (2015)
12. D.D. Ye, Z. Zhao, A. Zhang, *Phys. Rev. D* **96**, 114009 (2017)
13. T. M. Aliev, K. Azizi and H. Sundu, [arXiv:1803.04002](https://arxiv.org/abs/1803.04002)
14. H.X. Chen, W. Chen, Q. Mao, A. Hosaka, X. Liu, S.L. Zhu, *Phys. Rev. D* **91**, 054034 (2015)
15. X.H. Guo, K.W. Wei, X.H. Wu, *Phys. Rev. D* **78**, 056005 (2008)
16. K.L. Wang, Y.X. Yao, X.H. Zhong, Q. Zhao, *Phys. Rev. D* **96**, 116016 (2017)
17. B. Chen, K.W. Wei, X. Liu, T. Matsuki, *Eur. Phys. J. C* **77**, 154 (2017)
18. M. Padmanath, R.G. Edwards, N. Mathur, M. Peardon, [arXiv:1311.4806](https://arxiv.org/abs/1311.4806)
19. M. Padmanath, N. Mathur, [arXiv:1508.07168](https://arxiv.org/abs/1508.07168)
20. B. Chen, X. Liu, A. Zhang, *Phys. Rev. D* **95**, 074022 (2017)
21. H.Y. Cheng, C.K. Chua, *Phys. Rev. D* **75**, 014006 (2007)
22. H.Y. Cheng, C.K. Chua, *Phys. Rev. D* **92**, 074014 (2015)
23. C. Chen, X.L. Chen, X. Liu, W.Z. Deng, S.L. Zhu, *Phys. Rev. D* **75**, 094017 (2007)
24. L.H. Liu, L.Y. Xiao, X.H. Zhong, *Phys. Rev. D* **86**, 034024 (2012)
25. Z. Zhao, D.D. Ye, A. Zhang, *Phys. Rev. D* **94**, 114020 (2016)
26. H.X. Chen, Q. Mao, W. Chen, A. Hosaka, X. Liu, S.L. Zhu, *Phys. Rev. D* **95**, 094008 (2017)
27. Y.B. Li et al., (Belle Collaboration), *Eur. Phys. J. C* **78**, 252 (2018)
28. B. Aubert et al., (BaBar Collaboration), *Phys. Rev. D* **77**, 031101 (2008)
29. N. Gabyshev et al., (Belle Collaboration), *Phys. Rev. Lett.* **97**, 202003 (2006)
30. G. Pakhlova et al., (Belle Collaboration), *Phys. Rev. Lett.* **101**, 172001 (2008)
31. X.L. Wang et al., (Belle Collaboration), *Phys. Rev. Lett.* **99**, 142002 (2007)
32. X.L. Wang et al., (Belle Collaboration), *Phys. Rev. D* **91**, 112007 (2015)
33. D.V. Bugg, *J. Phys. G* **36**, 075002 (2009)
34. G. Cotugno, R. Faccini, A.D. Polosa, C. Sabelli, *Phys. Rev. Lett.* **104**, 132005 (2010)
35. F.K. Guo, J. Haidenbauer, C. Hanhart, U.G. Meißner, *Phys. Rev. D* **82**, 094008 (2010)
36. F.K. Guo, C. Hanhart, U.G. Meißner, *Phys. Lett. B* **665**, 26 (2008)
37. F.K. Guo, C. Hanhart, U.G. Meißner, *Phys. Rev. Lett.* **102**, 242004 (2009)
38. Inclusion of charge conjugate states is implicit unless otherwise stated
39. A. Abashian et al. (Belle Collaboration), *Nucl. Instrum. Methods Phys. Res., Sect. A* **479**, 117 (2002); also, see detector section in J. Brodzicka et al., *Prog. Theor. Exp. Phys.* (2012) 04D001
40. S. Kurokawa, E. Kikutani, *Nucl. Instrum. Methods Phys. Res., Sect. A* **499**, 1 (2003), and other papers included in this volume
41. T. Abe et al., *Prog. Theor. Exp. Phys.* (2013) 03A001 and following articles up to 03A011
42. D.J. Lange, *Nucl. Instrum. Methods Phys. Res. Sect. A* **462**, 152 (2001)
43. T. Sjöstrand et al., *Comput. Phys. Commun.* **135**, 238 (2001)
44. R. Brun et al., GEANT, CERN Report No. DD/EE/84-1 (1984)
45. E. Nakano, *Nucl. Instrum. Methods Phys. Res. Sect. A* **494**, 402 (2002)
46. M. Feindt, U. Kerzel, *Nucl. Instrum. Methods Phys. Res. Sect. A* **559**, 190 (2006)
47. H. Nakano, Ph.D. Thesis, Tohoku University (2014) Chapter 4, unpublished, https://tohoku.repo.nii.ac.jp/?action=pages_view_main&active_action=repository_view_main_item_detail&item_id=70563&item_no=1&page_id=33&block_id=38
48. H. Albrecht et al., (ARGUS Collaboration), *Phys. Lett. B* **229**, 304 (1989)
49. S.S. Wilks, *Ann. Math. Stat.* **9**, 60 (1938)
50. Considering the possible change of $\mathcal{B}(\Lambda_c^+ \rightarrow pK^-\pi^+)$ in the future, we provide $\mathcal{B}(\bar{B}^0 \rightarrow \bar{K}^0\Lambda_c^+\bar{\Lambda}_c^-)\mathcal{B}(\Lambda_c^+ \rightarrow pK^-\pi^+)^2 = (1.55 \pm 0.29 \pm 0.11) \times 10^{-6}$ and $\mathcal{B}(\bar{B}^0 \rightarrow \Xi_c(2930)^+\bar{\Lambda}_c^-)\mathcal{B}(\Xi_c(2930)^+ \rightarrow \bar{K}^0\Lambda_c^+)\mathcal{B}(\Lambda_c^+ \rightarrow pK^-\pi^+)^2 = (9.18 \pm 2.0 \pm 0.8) \times 10^{-7}$, where the first errors are statistical and the second systematic with the uncertainty on $\mathcal{B}(\Lambda_c^+ \rightarrow pK^-\pi^+)$ omitted. The 90% C.L. upper limits on $\mathcal{B}(\bar{B}^0 \rightarrow \bar{K}^0Y(4660))\mathcal{B}(Y(4660) \rightarrow \Lambda_c^+\bar{\Lambda}_c^-)\mathcal{B}(\Lambda_c^+ \rightarrow pK^-\pi^+)^2$ and $\mathcal{B}(\bar{B}^0 \rightarrow \bar{K}^0Y_\eta)\mathcal{B}(Y_\eta \rightarrow \Lambda_c^+\bar{\Lambda}_c^-)\mathcal{B}(\Lambda_c^+ \rightarrow pK^-\pi^+)^2$ are 8.9×10^{-7} and 8.5×10^{-7} , respectively